


ITA Performance Measurement Report

Updated to February 28, 2018



Service Plan Performance Indicators – February 28, 2018

Measure	2014/15 Results	2015/16 Results	2016/17 Results	2017/18 Service Plan Target	2017/18 YTD Results
Goal 1: Improve Quality					
Sponsor Value Index ⁽¹⁾	77	78	80	80	Reported March 2018
Satisfaction with ITA Credentials: ⁽¹⁾					
- Employers	79	80	80	80	Reported March 2018
- Credential Holders	85	83	83	86	Reported March 2018
Goal 2: Right Skills, Right Place, Right Time					
Continuation from Foundation to Apprenticeship ⁽²⁾	57%	53%	47%	52%	46%
Number of Credentials Issued ⁽³⁾	7,514	7,640	7,756	8,355	6,412
Percentage of ITA-funded Foundation seats in top in-demand trades ⁽⁴⁾	72%	72%	72%	78%	84%
Goal 3: Innovation and Collaboration					
100% Alignment with CCDA Schedule for Implementation of Harmonized Trades ⁽⁵⁾	n/a	100% of preparatory work completed	7 BC Trades Harmonized	6 more BC Trades Harmonized	Reported March 2018
Goal 4: Information and Support					
Total Registered Sponsors ⁽⁶⁾	9,958	10,298	10,406	11,000	10,620
Miscellaneous Measures					
Reporting Apprenticeship Registrations:	39,431	37,895	36,978	-	37,598
Youth Program Registrations: ⁽⁷⁾	4,497	4,938	6,288	-	6,163
- Youth Work in Trades Registrations	4,497	2,176	2,198	-	2,253

Measure	2014/15 Results	2015/16 Results	2016/17 Results	2017/18 Service Plan Target	2017/18 YTD Results
- ITA Youth Registrations ⁽⁸⁾	n/a	2,762	4,090	-	3,910
ITA Funded Foundation Program Registrations	4,417	5,157	5,302	-	Reported March 2018
Capacity Utilization ⁽⁹⁾	90.2%	91.3%	92.2%	-	Reported March 2018
Apprenticeship Completion Rate (Cohort 2011/12) ⁽¹⁰⁾	33%	40%	44%	-	45%
Apprenticeship training spaces purchased	20,137	20,287	20,133	-	21,098

Notes:

(1) Since 2012/13, Sentsis Market Research has been commissioned by ITA to conduct the survey for this performance measure. Data is collected by combined telephone and online surveys. Industry best practices and quality assurance methodologies are employed throughout the process.

(2) This measures the percentage of individuals who successfully complete a Foundation program and become an apprentice registered with the ITA 12 months from their Foundation credential achievement date. This includes results for ITA youth program participants from the Youth Train in Trades and Youth Work in Trades programs. ITA will begin separate measuring of continuation rates from youth programs to apprenticeship, which will be reported through a separate Youth report. Changes to the welding credentialing model have resulted in a transition from the Certificate of Qualification for Welder Level C to Certificates of Completion for Welder Foundation programs. Beginning in 2015/16, welder foundation participants are included in the continuation rate.

(3) Changes to the welding credentialing model have resulted in a transition from the Certificate of Qualification for Welder Level C to Certificates of Completion for Welder Foundation programs. Due to the changes, the 2016/17 results reported in the ITA Annual Service Plan report include welder foundation participants in the 2016/17 actual.

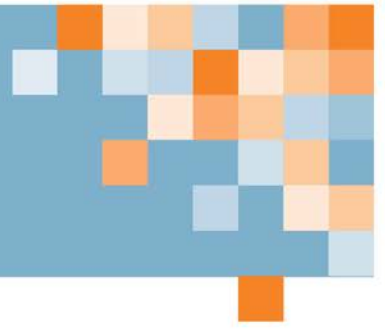
(4) List of Foundation programs based on High Opportunity Trades and Sector Advisory Groups' feedback: Automotive Service Technician, Baker, Carpenter, Construction Electrician, Domestic/Commercial Gasfitter (Class B), Heavy Mechanical Trades, Industrial Electrician, Machinist, Metal Fabricator (Fitter), Millwright, Plumber, Refrigeration Mechanic, Sheet Metal Worker, Steamfitter-Pipefitter, Sprinkler System Installer, and Welder.

(5) In accordance with the schedule set out by the Canadian Council of Directors of Apprenticeship (CCDA), 66 percent of apprentices in Red Seal trades across the country will be in harmonized training by September 2017, and 90 percent will be in harmonized training by 2020. Target is in line with the Harmonization schedule for implementation of technical training level 1 by agreed upon dates.

(6) The number of employers or organizations acting in the role of apprentice-sponsor. In August 2015, ITA has improved its methodology to track youth participating in trades training programs and as a result, those sponsors who had been attached to the Youth Train in Trades program are no longer counted in this measure. In addition, ITA's activities to encourage apprentice completion have decreased the sponsor count as some employers are no longer sponsors once their apprentices become certified.

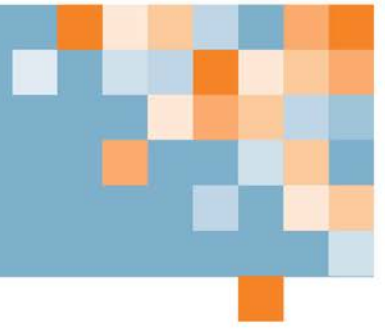
(7) In August 2015, ITA has improved its methodology to track youth participating in trades training programs and as a result, participants in the Youth Train in Trades (formerly ACE IT) program will no longer register as youth apprenticeships. Prior year results have not been restated.

(8) Youth Programs include Youth Train in Trades (formerly ACE IT), Youth Explore Trades Skills, and Youth Explore Trades Sampler.



(9) A weighted average of both apprenticeship and foundation program post-secondary seat utilization, reflecting percent of ITA-funded seats filled by registered participants.

(10) Completion rate is a measure of the number of apprentices who have completed their program and obtained their Certificate of Qualification within 6 years of registration. The completion rate is calculated quarterly and then reported on a cumulative basis throughout the year.



New Apprenticeship Registrations ⁽¹⁾

	Year to Date Total
Fiscal 2014/15 *	15,648
Fiscal 2015/16 *	13,240
Fiscal 2016/17 *	12,893
Fiscal 2017/18	11,933

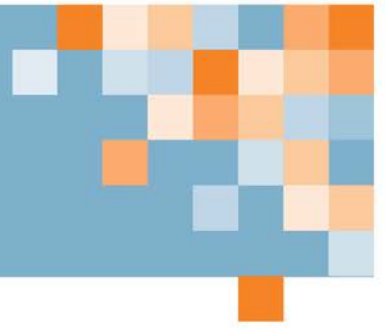
Credentials Awarded

Year-to-Date	Certificate of Qualification		Certificate of Completion	Total
	Completed Industry Training Program	Challengers	Foundation ⁽²⁾	
Fiscal * 2014/15 as of March 31, 2015	6,181	1,333	6,136	13,650
Fiscal * 2015/16 as of March 31, 2016	6,058	1,582	6,628	14,268
Fiscal * 2016/17 as of March 31, 2017	6,217	1,539	6,668	14,424
Fiscal * 2017/18 as of February 28, 2018	5,316	1,096	5,336	11,748

* APRIL 1 – MARCH 31


(1) ITA program revisions to Welder C (January 2014) and Hairstylist (April 2016), now categorize registrations as Foundation participants. ITA has improved its methodology (September 2015) to track youth participating in trades training programs and as a result, participants in the Youth Train in Trades (formerly ACE IT) program are no longer included in the Apprentice registrations count.

(2) Successful completers of Foundation Programs, from all designated Foundation Program providers, are issued a Certificate of Completion and receive credit towards an apprenticeship.

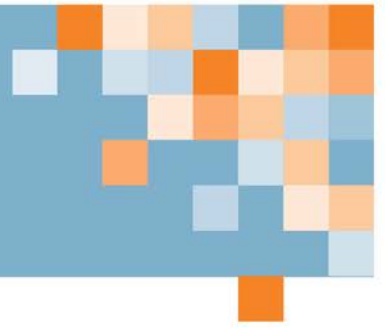


Reporting Apprenticeship Registrations by Industry Training Program As of February 28, 2018

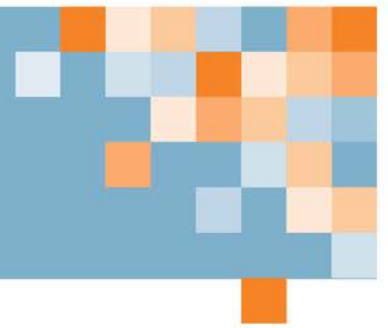
Industry Training Program	Number of Active Apprenticeships	Number of Active Youth Work in Trades Apprenticeships ¹
Aircraft Maintenance Technician	136	2
Aircraft Structural Technician	41	-
Appliance Service Technician	64	1
Arborist Technician	34	1
Architectural Sheet Metal Worker	226	2
Asphalt Paving/Laydown Technician	37	-
Automotive Glass Technician	168	5
Automotive Painter (Automotive Refinishing Technician)	46	-
Automotive Refinishing Prep Technician	159	12
Automotive Service Technician	2,239	160
Baker	225	14
Boilermaker (Construction Boilermaker)	130	-
Bricklayer (Mason)	116	14
Cabinetmaker (Joiner)	345	32
Carpenter	5,222	360
Climbing Arborist	4	-
Concrete Finisher (Cement Mason)	82	1
Construction Craft Worker (Labourer)	247	-
Construction Electrician	7,635	260
Cook	5	-
Dairy Production Technician	130	125
Diesel Engine Mechanic	64	2
Domestic/Commercial Gasfitter (Class B)	361	11
Drywall Finisher	63	7
Electric Motor System Technician (Winder Electrician)	27	-



Industry Training Program	Number of Active Apprenticeships	Number of Active Youth Work in Trades Apprenticeships ¹
Embalmer	2	-
Embalmer and Funeral Director	56	-
Floor Covering Installer	67	7
Funeral Director	15	-
Gasfitter (Class A)	27	-
Glazier	291	3
Hairstylist	571	121
Heavy Duty Equipment Technician	1,405	89
Heavy Equipment Operator	157	18
Inboard/Outboard Mechanic	10	-
Industrial Electrician	278	5
Industrial Mechanic (Millwright)	1,231	36
Instrumentation and Control Technician (Industrial Instrument Mechanic)	237	1
Insulator (Heat and Frost) (Heat & Frost Insulator)	221	3
Ironworker (Generalist)	151	4
Ironworker (Reinforcing)	67	3
Landscape Horticulturist	280	14
Lather (Interior Systems Mechanic) (Wall & Ceiling Installer)	228	1
Locksmith	14	1
Machinist	279	33
Marine Engine Mechanic	1	-
Marine Mechanical Technician	58	3
Marine Service Technician	86	3
Meatcutter	123	27
Metal Fabricator (Fitter)	431	31
Mobile Crane Operator	107	-
Mobile Crane Operator - Hydraulic 80 tonnes and under	24	-
Mobile Crane Operator - Lattice Boom Friction Crane	28	-



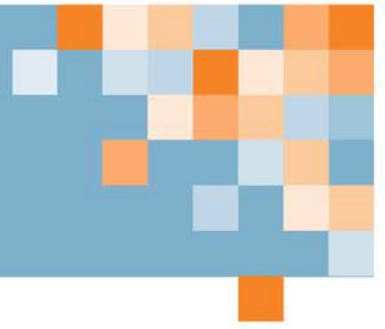
Industry Training Program	Number of Active Apprenticeships	Number of Active Youth Work in Trades Apprenticeships ¹
Motor Vehicle Body Repairer (Metal & Paint) - Automotive Collision Repair Technician	408	33
Motorcycle Mechanic	92	9
Painter And Decorator	413	12
Parts and Warehousing Person 1	95	18
Partsperson	44	-
Piledriver And Bridgeworker	83	-
Plumber	3,433	136
Power Line Technician	225	2
Production Horticulturist	74	57
Professional Cook	2,551	321
Railway Car Technician	99	-
Recreation Vehicle Service Technician	78	3
Refrigeration and Air Conditioning Mechanic (Refrigeration Mechanic)	1,041	23
Residential Building Maintenance Worker	10	-
Residential Steep Roofer	20	-
Rig Technician	143	-
Roofer (Roofer, Damp and Waterproof)	560	34
Saw Filer	129	1
Security Systems Technician	112	1
Sheet Metal Worker	810	29
Sprinkler System Installer	356	9
Steamfitter-Pipefitter	576	4
Tilesetter	21	1
Tool and Die Maker	1	-
Tower Crane Operator	38	-
Transport Trailer Technician	38	2
Truck and Transport Mechanic	770	36
Utility Arborist	148	6



Industry Training Program	Number of Active Apprenticeships	Number of Active Youth Work in Trades Apprenticeships ¹
Water Well Driller	7	2
Welder	972	102
Grand Total	37,598	2,253

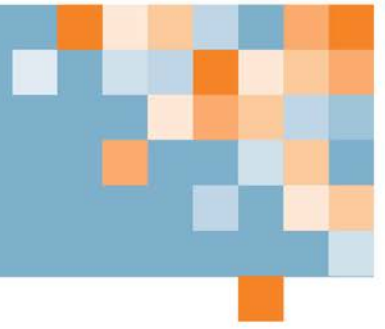
Note:

1. In August 2015, ITA has improved its methodology to track youth participating in trades training programs and as a result, future participants in the Youth Train in Trades (formerly ACE IT) program will no longer register as youth apprenticeships. Youth Train in Trades apprenticeships will be phased out and the Number of Active Youth Apprenticeships will continue to represent Youth Work in Trades (formerly SSA) apprenticeships.

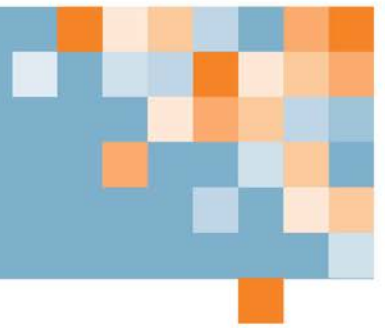


New Apprenticeship Registrations by Industry Training Program
Fiscal* 2017/18 – Registered February, 2018

Industry Training Program	Number of New Apprenticeships
Aircraft Maintenance Technician	5
Appliance Service Technician	1
Architectural Sheet Metal Worker	8
Asphalt Paving/Laydown Technician	5
Automotive Glass Technician	16
Automotive Refinishing Prep Technician	8
Automotive Service Technician	77
Baker	5
Cabinetmaker (Joiner)	10
Carpenter	131
Climbing Arborist	1
Construction Craft Worker	25
Construction Electrician	145
Dairy Production Technician	6
Diesel Engine Mechanic	3
Domestic/Commercial Gasfitter (Class B)	16
Drywall Finisher	5
Floor Covering Installer	1
Funeral Director	1
Gasfitter (Class A)	3
Glazier	4
Hairstylist	19
Heavy Duty Equipment Technician	44
Heavy Equipment Operator	16



Industry Training Program	Number of New Apprenticeships
Industrial Electrician	10
Industrial Mechanic (Millwright)	29
Instrumentation and Control Technician (Industrial Instrument Mechanic)	4
Insulator (Heat and Frost) (Heat & Frost Insulator)	3
Ironworker (Generalist)	2
Ironworker (Reinforcing)	4
Landscape Horticulturist	14
Lather (Interior Systems Mechanic) (Wall & Ceiling Installer)	2
Locksmith	1
Machinist	6
Marine Mechanical Technician	3
Marine Service Technician	2
Meatcutter	2
Metal Fabricator (Fitter)	19
Mobile Crane Operator	5
Mobile Crane Operator - Hydraulic 80 tonnes and under	1
Motor Vehicle Body Repairer (Metal & Paint) - Automotive Collision Repair Technician	7
Motorcycle Mechanic	2
Painter And Decorator	13
Parts and Warehousing Person 1	5
Partsperson	2
Plumber	86
Power Line Technician	1
Production Horticulturist	3
Professional Cook	111
Refrigeration and Air Conditioning Mechanic (Refrigeration Mechanic)	38
Residential Building Maintenance Worker	9
Rig Technician	10



Industry Training Program	Number of New Apprenticeships
Roofer (Roofer, Damp and Waterproofer)	22
Saw Filer	3
Sheet Metal Worker	22
Sprinkler System Installer	3
Steamfitter-Pipefitter	10
Tower Crane Operator	3
Truck and Transport Mechanic	21
Utility Arborist	5
Welder	48
Grand Total	1,086

* April 1 – March 31