

ARCHITECTURAL SHEET METAL WORKER

Occupation Description

“Architectural Sheet Metal Worker” means a person who has the product knowledge and skills to prepare, repair and fabricate components for; metal roofs, metal walls and other exterior wall products, composite panels insulation, membranes and waterproofing, ventilators and curbs, flashings, gutters, downspouts, louvers, soffits, skylights and metal doors.

For detailed information on the scope of knowledge and skills taught and assessed in this program refer to the Program Outline, available on the ITA website.

Pathways to Certification

In BC, an individual can become certified as an Architectural Sheet Metal Worker by completing the Architectural Sheet Metal Worker program or by challenging the certification. Apprenticeship programs are for individuals who have an employer to sponsor them and challenge programs are for individuals who have extensive experience working in the occupation and wish to challenge the certification.

Youth can begin an apprenticeship in high school through the Youth Train in Trades or Youth Work in Trades programs. The Youth Work in Trades program is available for any trade if an employer is willing to sponsor the student. Trades offered through the Youth Train in Trades vary by region; contact your local school district to find out which technical training programs are being offered through the Youth Train in Trades program in your region.

Recommended Education

The following education is recommended for apprentices entering this occupation. These are not prerequisites, but rather a desired level of skill or knowledge that will contribute to success in the industry.

- Grade 10 or equivalent including English 10, Math 10 and Science 10
- Preferred: Grade 12

ITA Registration

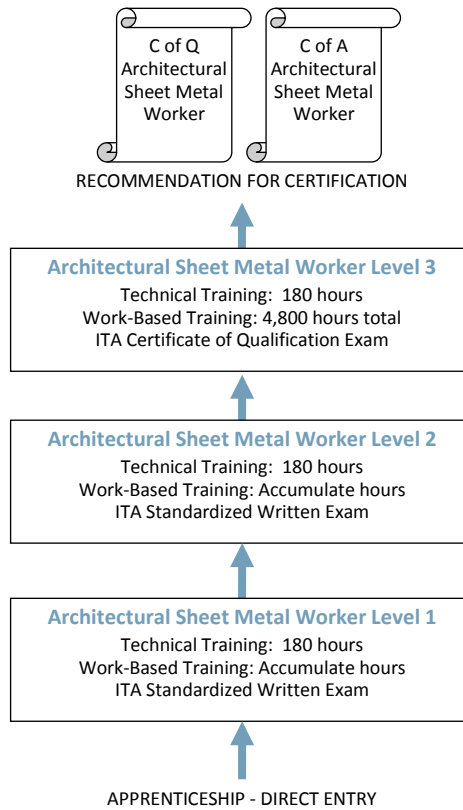
Individuals who wish to begin an apprenticeship in this program must register with ITA along with their sponsor. Application forms for all programs are available from the ITA website. Online registration is also available for most programs through the ITA website.

Those who wish to challenge the Architectural Sheet Metal Worker certification must complete the Architectural Sheet Metal Worker Challenge Application and submit it to ITA. Challenge applications are assessed for proof of workplace hours and scope of experience prior to acceptance of the individual into the Challenge pathway.

Apprenticeship Pathway

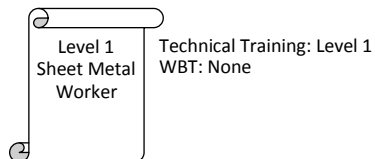
This graphic provides an overview of the Architectural Sheet Metal Worker apprenticeship pathway.

C of Q = Certificate of Qualification
C of A = Certificate of Apprenticeship
C of C = Certificate of Completion
WBT = Work-Based Training



CROSS-PROGRAM CREDITS

Individuals who hold the credentials listed below are entitled to receive partial credit toward the completion requirements of this program





INDUSTRY TRAINING PROGRAM PROFILE
RECOGNIZED PROGRAM

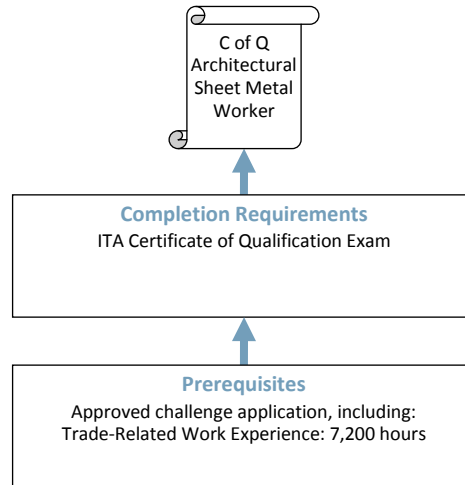
Apprenticeship Program Standards

Credentials Awarded	<ul style="list-style-type: none"> ▪ Architectural Sheet Metal Worker – Certificate of Qualification ▪ Architectural Sheet Metal Worker – Certificate of Apprenticeship 										
ITA Registration Prerequisites	<ul style="list-style-type: none"> ▪ Agreement signed by the employer to sponsor the apprentice 										
Completion Requirements	<p>Certification as a Architectural Sheet Metal Worker is awarded upon successful completion of:</p> <table border="1" style="width: 100%; border-collapse: collapse;"> <thead> <tr> <th style="text-align: left;">Requirement</th> <th style="text-align: left;">Level of Achievement Required</th> </tr> </thead> <tbody> <tr> <td>Technical Training</td> <td> Minimum 70% in each level of technical training: <ul style="list-style-type: none"> ▪ Level 1: 180 hours and ITA standardized written exam ▪ Level 2: 180 hours and ITA standardized written exam ▪ Level 3: 180 hours </td> </tr> <tr> <td>ITA Certificate of Qualification Exam</td> <td> <ul style="list-style-type: none"> ▪ Minimum 70% </td> </tr> <tr> <td>Work-Based Training</td> <td> <ul style="list-style-type: none"> ▪ 4,800 hours </td> </tr> <tr> <td>Recommendation for Certification</td> <td> <ul style="list-style-type: none"> ▪ Recommendation for certification signed by the Sponsor and an individual holding credentials eligible for sign-off authority </td> </tr> </tbody> </table>	Requirement	Level of Achievement Required	Technical Training	Minimum 70% in each level of technical training: <ul style="list-style-type: none"> ▪ Level 1: 180 hours and ITA standardized written exam ▪ Level 2: 180 hours and ITA standardized written exam ▪ Level 3: 180 hours 	ITA Certificate of Qualification Exam	<ul style="list-style-type: none"> ▪ Minimum 70% 	Work-Based Training	<ul style="list-style-type: none"> ▪ 4,800 hours 	Recommendation for Certification	<ul style="list-style-type: none"> ▪ Recommendation for certification signed by the Sponsor and an individual holding credentials eligible for sign-off authority
Requirement	Level of Achievement Required										
Technical Training	Minimum 70% in each level of technical training: <ul style="list-style-type: none"> ▪ Level 1: 180 hours and ITA standardized written exam ▪ Level 2: 180 hours and ITA standardized written exam ▪ Level 3: 180 hours 										
ITA Certificate of Qualification Exam	<ul style="list-style-type: none"> ▪ Minimum 70% 										
Work-Based Training	<ul style="list-style-type: none"> ▪ 4,800 hours 										
Recommendation for Certification	<ul style="list-style-type: none"> ▪ Recommendation for certification signed by the Sponsor and an individual holding credentials eligible for sign-off authority 										
Program Duration	<p>Duration varies depending on how training is delivered, but the program generally takes 3 years to complete.</p> <p>The technical training requirement is typically met through block-release training (full-time, at school) delivered by an ITA-approved training provider. It can also be met through approved alternative training models (e.g., distance education, online, part-time) and/or level challenge where these options are available.</p>										
Sign-off Authority	<p>Credentials eligible to sign-off on the Recommendation for Certification:</p> <ul style="list-style-type: none"> ▪ Architectural Sheet Metal – Certificate of Qualification ▪ Sheet Metal Worker – Interprovincial Red Seal Endorsement ▪ Sheet Metal Worker – Certificate of Qualification ▪ Roofer (Roofer, Damp and Waterproof) – Interprovincial Red Seal Endorsement ▪ Roofer (Roofer, Damp and Waterproof) – Certificate of Qualification ▪ ITA-issued letter authorizing supervision and sign-off of apprentices in this occupation 										
Challenging a Level	<p>The following levels of technical training can be challenged for advanced placement in this program:</p> <ul style="list-style-type: none"> ▪ Level 1 ▪ Level 2 										
Cross-Program Credits	<p>Individuals who hold the credentials listed below are entitled to receive partial credit toward the completion requirements of this program</p> <table border="1" style="width: 100%; border-collapse: collapse;"> <thead> <tr> <th style="text-align: left;">Credential</th> <th style="text-align: left;">Credit(s) Granted</th> </tr> </thead> <tbody> <tr> <td>Sheet Metal Worker Level 1</td> <td> <ul style="list-style-type: none"> ▪ Technical Training: Level 1 </td> </tr> </tbody> </table>	Credential	Credit(s) Granted	Sheet Metal Worker Level 1	<ul style="list-style-type: none"> ▪ Technical Training: Level 1 						
Credential	Credit(s) Granted										
Sheet Metal Worker Level 1	<ul style="list-style-type: none"> ▪ Technical Training: Level 1 										

Challenge Pathway

This graphic provides an overview of the Architectural Sheet Metal Worker challenge pathway.

C of Q = Certificate of Qualification



CROSS-PROGRAM CREDITS

Individuals who hold the credentials listed below are entitled to receive partial credit toward the completion requirements of this program

None

Challenge Program Standards

Credentials Awarded	Architectural Sheet Metal Worker – Certificate of Qualification				
ITA Registration Prerequisites	An approved Challenge Application, which includes: <ul style="list-style-type: none"> ▪ 7,200 documented hours of directly related experience working in the occupation ▪ Evidence of achievement of required competencies 				
Credit for Prior Learning	Individuals who hold the credentials listed below are considered to have met, or partially met, the prerequisites for challenging this program: <table style="width: 100%; margin-top: 10px;"> <thead> <tr> <th style="width: 50%; text-align: left;">Credential</th> <th style="width: 50%; text-align: left;">Credit(s) Granted</th> </tr> </thead> <tbody> <tr> <td>▪ None</td> <td></td> </tr> </tbody> </table>	Credential	Credit(s) Granted	▪ None	
Credential	Credit(s) Granted				
▪ None					
Completion Requirements	Certification as a Architectural Sheet Metal Worker is awarded upon successful completion of: <table style="width: 100%; margin-top: 10px;"> <thead> <tr> <th style="width: 50%; text-align: left;">Requirement</th> <th style="width: 50%; text-align: left;">Level of Achievement Required</th> </tr> </thead> <tbody> <tr> <td>ITA Certificate of Qualification Exam</td> <td>▪ Minimum 70%</td> </tr> </tbody> </table>	Requirement	Level of Achievement Required	ITA Certificate of Qualification Exam	▪ Minimum 70%
Requirement	Level of Achievement Required				
ITA Certificate of Qualification Exam	▪ Minimum 70%				



INDUSTRY TRAINING PROGRAM PROFILE RECOGNIZED PROGRAM

Supporting Documents

Architectural Sheet Metal Worker Program Outline (2008) – Defines the full scope of knowledge and skills required to competently perform the occupation in BC. Available from the ITA website.

Contacts

The **Industry Training Authority (ITA)** manages B.C.'s industry training and apprenticeship programs. Contact ITA Customer service if you have any questions regarding registration, examinations or certification for this program.

Telephone: 778-328-8700
Toll Free (within BC): 1-866-660-6011
Website: www.itabc.ca

Fax: 778-328-8701
Email: customerservice@itabc.ca

Revision History

The standards for this program were reviewed and/or updated on the dates below.

Program Standards Approved: March 2002
Updated: January 2006
Updated: November 2008
Updated: October 2018

Program Profiles are updated regularly. Visit www.itabc.ca for the most current version.