

DRYWALL FINISHER

Occupation Description

“Drywall Finisher” means a person who prepares, tapes, fills and sands all seams, corners and angles. Prepares for and applies all decorative fixtures.

For detailed information on the scope of knowledge and skills taught and assessed in this program refer to the Program Outline, available on the ITA website.

Pathways to Certification

In BC, an individual can become certified as a Drywall Finisher by completing the Drywall Finisher program or by challenging the certification. Apprenticeship programs are for individuals who have an employer to sponsor them and challenge programs are for individuals who have extensive experience working in the occupation and wish to challenge the certification.

Youth can begin apprenticeship in high school through either the Secondary School Apprenticeship (SSA) program or the ACE IT program. The SSA program is available for any trade if an employer is willing to sponsor the student. Trades offered through ACE IT vary by region; contact your local school district to find out which technical training programs are being offered through ACE IT in your region.

Recommended Education

The following education is recommended for apprentices entering this occupation. These are not prerequisites, but rather a desired level of skill or knowledge that will contribute to success in the industry.

- Grade 10 or equivalent including English 10, Mathematics 10 and Science 10
- Preferred: Grade 12

ITA Registration

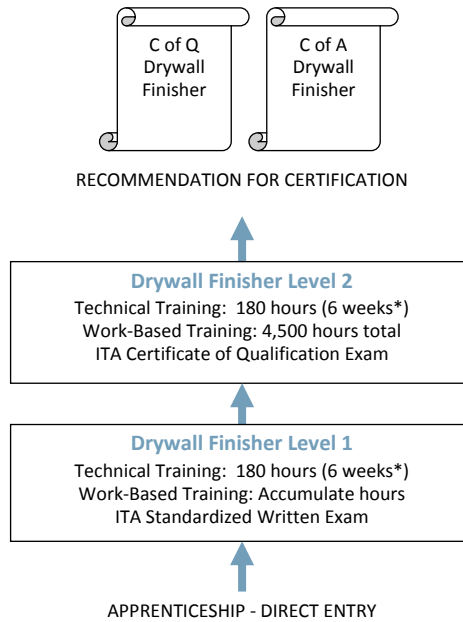
Individuals who wish to begin an apprenticeship in this program must register with ITA along with their sponsor. Application forms for all programs are available from the ITA website. Online registration is also available for most programs through the ITA website.

Those who wish to challenge the Drywall Finisher certification must complete the Drywall Finisher Challenge Application and submit it to ITA. Challenge applications are assessed for proof of workplace hours and scope of experience prior to acceptance of the individual into the Challenge pathway.

Apprenticeship Pathway

This graphic provides an overview of the Drywall Finisher apprenticeship pathway.

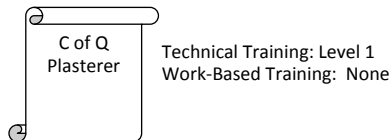
C of Q = Certificate of Qualification
C of A = Certificate of Apprenticeship
C of C = Certificate of Completion
WBT = Work-Based Training



**Suggested duration based on 30-hour week*

CROSS-PROGRAM CREDITS

Individuals who hold the credentials listed below are entitled to receive partial credit toward the completion requirements of this program





INDUSTRY TRAINING PROGRAM PROFILE
RECOGNIZED PROGRAM

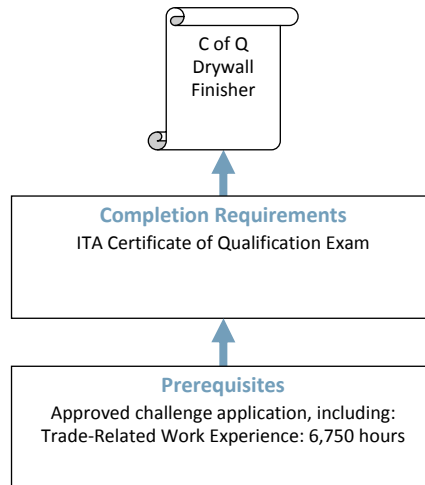
Apprenticeship Program Standards

Credentials Awarded	<ul style="list-style-type: none"> ▪ Drywall Finisher – Certificate of Qualification ▪ Drywall Finisher – Certificate of Apprenticeship 										
ITA Registration Prerequisites	<ul style="list-style-type: none"> ▪ Agreement signed by the employer to sponsor the apprentice 										
Completion Requirements	<p>Certification as a Drywall Finisher is awarded upon successful completion of:</p> <table border="1" style="width: 100%; border-collapse: collapse;"> <thead> <tr> <th style="text-align: left;">Requirement</th> <th style="text-align: left;">Level of Achievement Required</th> </tr> </thead> <tbody> <tr> <td>Technical Training</td> <td> Minimum 70% in each level of technical training: <ul style="list-style-type: none"> ▪ Level 1: 180 hours (or 6 weeks*) and ITA standardized written exam ▪ Level 2: 180 hours (or 6 weeks*) </td> </tr> <tr> <td>ITA Certificate of Qualification Exam</td> <td> <ul style="list-style-type: none"> ▪ Minimum 70% </td> </tr> <tr> <td>Work-Based Training</td> <td> <ul style="list-style-type: none"> ▪ 4,500 hours </td> </tr> <tr> <td>Recommendation for Certification</td> <td> <ul style="list-style-type: none"> ▪ Recommendation for certification signed by the Sponsor and an individual holding credentials eligible for sign-off authority </td> </tr> </tbody> </table> <p style="text-align: center;"><i>(*Assuming 30 hours in school per week)</i></p>	Requirement	Level of Achievement Required	Technical Training	Minimum 70% in each level of technical training: <ul style="list-style-type: none"> ▪ Level 1: 180 hours (or 6 weeks*) and ITA standardized written exam ▪ Level 2: 180 hours (or 6 weeks*) 	ITA Certificate of Qualification Exam	<ul style="list-style-type: none"> ▪ Minimum 70% 	Work-Based Training	<ul style="list-style-type: none"> ▪ 4,500 hours 	Recommendation for Certification	<ul style="list-style-type: none"> ▪ Recommendation for certification signed by the Sponsor and an individual holding credentials eligible for sign-off authority
Requirement	Level of Achievement Required										
Technical Training	Minimum 70% in each level of technical training: <ul style="list-style-type: none"> ▪ Level 1: 180 hours (or 6 weeks*) and ITA standardized written exam ▪ Level 2: 180 hours (or 6 weeks*) 										
ITA Certificate of Qualification Exam	<ul style="list-style-type: none"> ▪ Minimum 70% 										
Work-Based Training	<ul style="list-style-type: none"> ▪ 4,500 hours 										
Recommendation for Certification	<ul style="list-style-type: none"> ▪ Recommendation for certification signed by the Sponsor and an individual holding credentials eligible for sign-off authority 										
Program Duration	<p>Duration varies depending on how training is delivered, but the program generally takes 2 years to complete.</p> <p>The technical training requirement is typically met through block-release training (full-time, at school) delivered by an ITA-approved training provider. It can also be met through approved alternative training models (e.g., distance education, online, part-time) and/or level challenge where these options are available.</p>										
Sign-off Authority	<p>Credentials eligible to sign-off on the Recommendation for Certification:</p> <ul style="list-style-type: none"> ▪ Drywall Finisher – Certificate of Qualification ▪ Lather – Certificate of Qualification ▪ Lather – Interprovincial Red Seal endorsement ▪ ITA-issued letter authorizing supervision and sign-off of apprentices in this occupation 										
Challenging a Level	<p>The following levels of technical training can be challenged for advanced placement in this program:</p> <table border="1" style="width: 100%; border-collapse: collapse;"> <thead> <tr> <th style="text-align: left;">Level</th> <th style="text-align: left;">Prerequisites</th> </tr> </thead> <tbody> <tr> <td> <ul style="list-style-type: none"> ▪ Level 1 </td> <td> <ul style="list-style-type: none"> ▪ N/A </td> </tr> </tbody> </table>	Level	Prerequisites	<ul style="list-style-type: none"> ▪ Level 1 	<ul style="list-style-type: none"> ▪ N/A 						
Level	Prerequisites										
<ul style="list-style-type: none"> ▪ Level 1 	<ul style="list-style-type: none"> ▪ N/A 										
Cross-Program Credits	<p>Individuals who hold the credentials listed below are entitled to receive partial credit toward the completion requirements of this program</p> <table border="1" style="width: 100%; border-collapse: collapse;"> <thead> <tr> <th style="text-align: left;">Credential</th> <th style="text-align: left;">Credit(s) Granted</th> </tr> </thead> <tbody> <tr> <td>Plasterer</td> <td> <ul style="list-style-type: none"> ▪ Technical Training: Level 1 ▪ Work-Based Training: None </td> </tr> </tbody> </table>	Credential	Credit(s) Granted	Plasterer	<ul style="list-style-type: none"> ▪ Technical Training: Level 1 ▪ Work-Based Training: None 						
Credential	Credit(s) Granted										
Plasterer	<ul style="list-style-type: none"> ▪ Technical Training: Level 1 ▪ Work-Based Training: None 										

Challenge Pathway

This graphic provides an overview of the Drywall Finisher challenge pathway.

C of Q = Certificate of Qualification



CREDIT FOR PRIOR LEARNING

Individuals who hold the credentials listed below are entitled to receive partial credit toward the completion requirements of this program

None

Challenge Program Standards

Credentials Awarded

Drywall Finisher – Certificate of Qualification

ITA Registration Prerequisites

An approved Challenge Application, which includes:

- 6,750 documented hours of directly related experience working in the occupation

Credit for Prior Learning

Individuals who hold the credentials listed below are considered to have met, or partially met, the prerequisites for challenging this program:

Credential	Credit(s) Granted
▪ None	

Completion Requirements

Certification as a Drywall Finisher is awarded upon successful completion of:

Requirement	Level of Achievement Required
ITA Certificate of Qualification Exam	▪ Minimum 70%



INDUSTRY TRAINING PROGRAM PROFILE RECOGNIZED PROGRAM

Supporting Documents

Drywall Finisher Program Outline (2008) – Defines the full scope of knowledge and skills required to competently perform the occupation in BC. Available from the ITA website.

Contacts

The **Industry Training Authority** (ITA) manages B.C.'s industry training and apprenticeship programs. Contact ITA Customer service if you have any questions regarding registration, examinations or certification for this program.

Telephone: 778-328-8700
Toll Free (within BC): 1-866-660-6011
Website: www.itabc.ca

Fax: 778-328-8701
Email: customerservice@itabc.ca

Revision History

The standards for this program were reviewed and/or updated on the dates below.

Program Standards Approved: March 2002
Updated: May 2006
Updated: August 2013

Program Profiles are updated regularly. Visit www.itabc.ca for the most current version.